

2-Electrode Gas Discharge Tube (GDT)

QX2E8-350ML-K

Description

Gas discharge Tubes (GDT) are classical components for protecting the installations of the telecommunications. It is essential that IT and telecommunications systems -with their high-grade but sensitive electronic circuits - be protected by arresters. They are thus fitted at the input of the power supply system together with varistors and at the connection points to telecommunication lines. They have become equally indispensable for protecting base stations in mobile telephone systems as well as extensive cable television (CATV) networks with their repeaters and distribution systems.

These protective components are also indispensable in other sectors, In AC power transmission systems, they are often used with current-limiting varistors, In customer premises equipment such as DSL modems, WLAN routers, TV sets and cable modems In air-conditioning equipment, the integral black-box concept offers graduated protection by combining arresters with varistors, PTC, diodes and inductor.

Features

- u Non-Radioactive
- u RoHS compliant
- u High insulation resistance
- u Excellent response to fast rising transients
- u Ultra low capacitance
- u 10~20KA surge capability tested with 8/20μs pulse as defined by IEC 61000-4-5

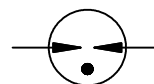
Applications

- u Communication lines and equipment
- u CATV equipment
- u Test equipment
- u Data lines
- u Power supplies
- u Instrumentation circuits
- u Medical electronics
- u ADSL equipment
- u Telecom SLIC protection


QX2E8-350ML-K



Schematic Symbol



Agency Approvals

AGENCY	AGENCY FILE NUMBER
	E466847

Product Characteristics

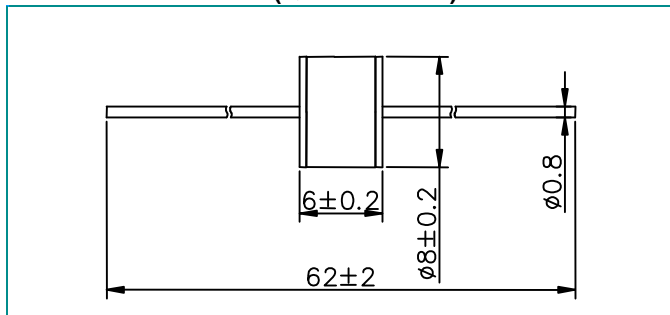
Materials	Leaded Device: Nickel-plated with Tinplated wires Surface Mount: Dull Tin-plated	
Product Marking	XXX -Nominal voltage M - 10KA	
Glow to Arc Transition Current	< 0.5 Amps	
Glow Voltage	~60 Volts	
Storage and Operational Temperature	-40 to +125°C	
Weight	QX2E8-350ML-K	~1.5g

2-Electrode Gas Discharge Tube (GDT)

QX2E8-350ML-K

Dimensions Unit: mm

Axial Leaded Devices (QX2E8-XXXML)



Electrical Characteristics

Part Number	Marking	DC Spark-over Voltage	Maximum Impulse Spark-over Voltage		Minimum Insulation Resistance	Maximum Capacitance	Arc Voltage	Service Life			
								Nominal Impulse Discharge Current	Max Impulse Discharge Current	Nominal Impulse Discharge Current	Impulse Life
		@100V/S	@100V/μs	@1KV/μs		@1MHz	@1A	@8/20μs ±5 times	@8/20μs 1 time	@50Hz 1 Sec 10 times	@10/1000μs 300 times
QX2E8-350ML-K	350M	350±15%	800V	900V	1 GΩ (at 100V)	1.5pF	~20V	10KA	20KA	10A	100A

Part Numbering

Q X 2 E 8 - 3 5 0 M L - K — K±15%

— No, without wire
L, with axial wire
SMD, Surface Mount

— 8/20μs Level M, 10KA H, 20KA

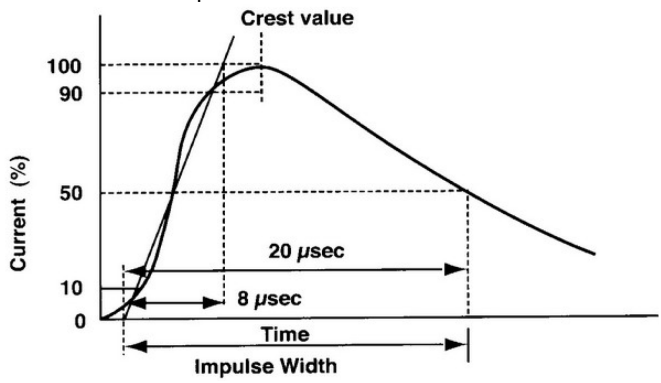
— Nominal DC Spark-over Voltage
350=350V

— Series

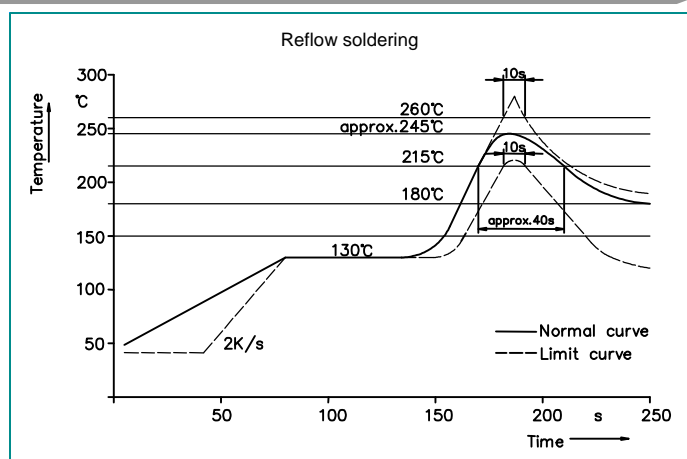
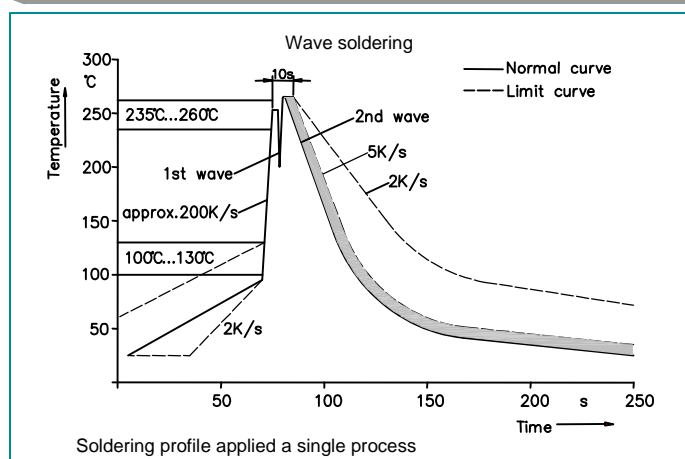
2-Electrode Gas Discharge Tube (GDT)

QX2E8-350ML-K

Electrical Rating

Item	Test Condition / Description	Requirement
DC Spark-over Voltage	The voltage is measured with a slowly rate of rise $dv/dt=100V/s$	To meet the specified value
Impulse Spark-over Voltage	The maximum impulse spark-over voltage is measured with a rise time of $dv/dt=100V/\mu s$ or $1KV/\mu s$	
Insulation Resistance	The resistance of gas tube shall be measured each terminal each other terminal, please see above spec.	
Capacitance	The capacitance of gas tube shall be measured each terminal to each other terminal. Test frequency :1MHz	
Nominal Impulse Discharge Current	<p>The maximum current applying a waveform of 8/20μs that can be applied across the terminals of the gas tube. One hour after the test is completed, re-testing of the DC spark-over voltage does not exceed $\pm 30\%$ of the nominal DC spark-over voltage. Dwell time between pulses is 3 minutes.</p> 	
Nominal Alternating Discharge Current	Rated RMS value of AC current at 50Hz, 1 sec. 10 times. Intervals: 3min. The DC spark-over voltage does not exceed $\pm 30\%$ of the nominal DC spark-over voltage. $IR > 10^8 ohms$.	

Recommended soldering profile



Soldering Parameters - Hand Soldering

Solder Iron Temperature: 350°C $\pm 5^\circ C$
Heating Time: 5 seconds max.

2-Electrode Gas Discharge Tube (GDT)

QX2E8-350ML-K

Packaging Information Unit: mm

Part Number	Description	Quantity
QX2E8-350ML-K	100PCS per Tray, 10 Trays / Inner Carton	1000

Tray used in QX2E8-350ML-K

